



Dianna Spieker
Tom Green County Treasurer

FY 2023 Investment Quarterly Report
Ending December 2022

THE STATE OF TEXAS ()
COUNTY OF TOM GREEN ()
AFFIDAVIT ()

According to GC 2256.023, I, Dianna M Spieker, Tom Green County Treasurer and Investment Officer, do hereby submit The Quarterly Investment Report. The Treasurer's Books and the Auditor's General Ledger agree. The Investment Statements are reconciled monthly.

All investments comply with the Public Funds Investment Act and the Tom Green County Investment Policy. The investment strategy is passive, which maintains a liquid cash flow and the safety of the investment as priorities. As your Treasurer, I keep a watchful eye to ensure that the "return of our principal" takes precedence over the "return on our principal." {GC 2256.023}


The following sections contain the summary statement of each pooled fund group that states the beginning market value and the ending market value, along with the total accrued interest. For Local Investment Pools and Certificates of Deposit, the market value and the book value approximate the same value. The Tom Green County Investment Officer has no control or authority in the decisions of said Investment Pools regarding how the investments are diversified. Wells Fargo and Texas State bank follow the directive that all certificates of deposit shall be at a federally insured depository institution, and the total amount of the principal and accrued interest is insured by the United States.

Furthermore, The Investment Pools comply with GC 2256.016 and specifically to the reporting requirements of sections(c) (1) and (2). The Certificates of Deposit comply with GC 2256.010

As a matter of internal accounting procedure, any interest earned by financial institutions post that to our accounts on the last business day of the month may not be included in the combined statement of receipts and disbursements until the following month. These amounts are disclosed in this report.

Therefore, Dianna Spieker, County Treasurer of Tom Green County, Texas, who is fully sworn, upon oath, says that the within and foregoing report is true and correct to the best of her knowledge.

I filed with accompanying vouchers this, the **24th day of January 2023.**



Dianna Spieker, Treasurer, Tom Green County / Date

Commissioners' Court, having reviewed the Investment Quarterly Report as presented, hereby approve the report and request that it be filed with the official minutes of this meeting. In addition, the below signatures affirm that the Investment Report complies with the statutes as referenced. {GC 2256.023} and the affidavit states the ending quarterly balance of investments that are in the custody of the county treasurer equals: **\$44,734,082.88.**




County Judge Lane Carter


Commissioner Ralph Hoelscher - Pct. #1


Commissioner Sammy Farmer - Pct. #2


Commissioner Rick Bacon - Pct. #3


Commissioner Shawn Nanny - Pct. #4

Investment Quarterly Report

*Prepared by Dianna Spieker, Tom Green County Treasurer
And Investment Officer*

Table of Contents

Internal Management and Investment Strategy Disclosure	— 1
Trial Balance for Investments By Fund	Page <u>2</u>
Investment Pools - Beginning and Ending Market/Book Value and Portfolio Diversification	Page <u>3</u>
Interest Booked for Investments	Page <u>4</u>
Investments Held and Interest Accrued	Page <u>6</u>

Investment Pools GC 2256.023 (b) (4)

Daily Liquidity Pools include Texas Class, Texpool, and Texpool Prime. Funds can be deposited and withdrawn daily

Certificates of Deposits (CD's) Investments GC 2256.023 (b) (5)(6)

CDs are held by Texas State Bank and/or Wells Fargo.

Funds are not immediately available – the best practice is to wait until maturity. If needed, investments can be sold to access the funds

Securities Investments GC 2256.023 (b) (5)

At this time, Tom Green County has no investments in this category.

Funds are not immediately available – the best practice is to wait until maturity. If needed, investments can be sold to access the funds

Trollinger Estate Investments is not subject to GC 2256

The Estate of Sally Hunter Trollinger Filed 12/27/2000
County Court Cause No. OOP542

County Clerk Records Volume 401 Beginning Page 621

Various oil, gas, and mineral royalty interests were bequeathed to Tom Green County to be used for the Library of Tom Green County. The only working interest is the Yates Field, which is continuing to produce positive cash flow.

These holdings will be held until such time as the Commissioners' Court deems it prudent to divest said holdings.

Internal Management Reports

Government Code Sec. 2256.023. INTERNAL MANAGEMENT REPORTS. (a) Not less than quarterly, the investment officer shall prepare and submit to the governing body of the entity a written report of investment transactions for all funds covered by this chapter for the preceding reporting period.

(b) The report must:

- (1) describe in detail the investment position of the entity on the date of the report;
- (2) be prepared jointly by all investment officers of the entity;
- (3) be signed by each investment officer of the entity;
- (4) contain a summary statement of each pooled fund group that states the:
 - (A) beginning market value for the reporting period;
 - (B) ending market value for the period; and
 - (C) fully accrued interest for the reporting period;
- (5) state the book value and market value of each separately invested asset at the end of the reporting period by the type of asset and fund type invested;
- (6) state the maturity date of each separately invested asset that has a maturity date;
- (7) state the account or fund or pooled group fund in the state agency or local government for which each individual investment was acquired; and
- (8) state the compliance of the investment portfolio of the state agency or local government as it relates to:
 - (A) the investment strategy expressed in the agency's or local government's investment policy; and
 - (B) relevant provisions of this chapter.

(c) The report shall be presented not less than quarterly to the governing body and the chief executive officer of the entity within a reasonable time after the end of the period.

(d) If an entity invests in other than money market mutual funds, investment pools, or accounts offered by its depository bank in the form of certificates of deposit, or money market accounts or similar accounts, the reports prepared by the investment officers under this section shall be formally reviewed at least annually by an independent auditor, and the result of the review shall be reported to the governing body by that auditor.

Statement of Investment Strategy

All investments are in compliance with both the Public Funds Investment Act and the Tom Green County Investment Policy. The investment strategy is passive, which maintains a liquid cash flow and safety of the investment as priorities. As your Treasurer I keep a watchful eye to ensure that the "return of our principal" takes precedent over the "return on our principal". {GC 2256.023}

ACCOUNT SUMMARY TRIAL BALANCE FOR FY23/OCT TO DEC

FUND 0001

Oct 2022

Dec 2022

ACCOUNT NAME	BEG. BALANCE	ORG	DEBITS	CREDITS	NET CHANGE	END BALANCE
0001 11513		0001				
CERTIFICATE OF DEPOSITS	2,701,764.22		255,011.59	796,523.36	-541,511.77	2,160,252.45
0001 11513 WELLS		0001				
CERTIFICATE OF DEPOSITS	8,392,000.00		2,433,000.00	2,976,000.00	-543,000.00	7,849,000.00
0001 11515		0001				
TEXAS CLASS	12,129,696.96		4,143,881.15	4,006,807.06	137,074.09	12,266,771.05
0001 11517		0001				
TEXPOOL INVESTMENTS	2,272,847.50		12,425.32	.00	12,425.32	2,285,272.82
0001 11518		0001				
TEXPOOL PRIME INVESTMENTS	5,322,315.67		42,218.62	2,000,000.00	-1,957,781.38	3,364,534.29
TOTALS FOR FUND 0001						
GENERAL FUND	30,818,624.35		6,886,536.68	9,779,330.42	-2,892,793.74	27,925,830.61
0078 BAIL BOND COLLATERAL						
0078 11513		0078				
CERTIFICATE OF DEPOSITS	410,000.00		.00	.00	.00	410,000.00
0078 11515 JENKI		0078				
TEXAS CLASS	73.92		71.65	145.29	-73.64	.28
0078 11515 CLEAR		0078				
TEXAS CLASS	276,907.56		4,127.67	4,399.63	-271.96	276,635.60
0078 11515 QUICK		0078				
TEXAS CLASS	27,220.21		437.06	496.56	-59.50	27,160.71
TOTALS FOR FUND 0078						
BAIL BOND COLLATERAL	714,201.69		4,636.38	5,041.48	-405.10	713,796.59
0699 BLOCK GRANTS						
0699 11515 21011		0699				
TEXAS CLASS	15,226,628.46		.00	2,132,608.25	-2,132,608.25	13,094,020.21
0699 11518 21011		0699				
TEXPOOL PRIME INVESTMENTS	3,000,435.47		.00	.00	.00	3,000,435.47
TOTALS FOR FUND 0699						
BLOCK GRANTS	18,227,063.93		.00	2,132,608.25	-2,132,608.25	16,094,455.68
REPORT TOTALS	49,759,889.97		6,891,173.06	11,916,980.15	-5,025,807.09	44,734,082.88

** END OF REPORT - Generated by DIANNA SPIEKER **

44,734,082.88

2

Tom Green County Investment Report

Fiscal Year	Sep-22	Oct-22	Nov-22	Dec-22
-------------	--------	--------	--------	--------

Beginning and Ending Market Value/Book Value - Tom Green County

Texas Class	\$ 27,356,325.42	\$ 23,318,901.12	\$ 21,360,791.26	\$ 25,441,225.76
Texpool	\$ 2,272,847.50	\$ 2,278,510.35	\$ 2,285,272.82	\$ 2,292,997.41
Texpool Prime	\$ 8,322,751.44	\$ 6,344,543.67	\$ 6,364,969.76	\$ 6,388,132.42

Portfolio Diversification Texas Class

Collateralized Bank Deposits	0.34%	0.19%	0.16%	0.24%
Commercial Paper	85.51%	81.42%	83.66%	83.86%
Money Market Funds	4.20%	8.60%	4.15%	3.93%
Repurchase Agreements	9.85%	9.70%	11.92%	11.88%
FDIC Insured Deposits	0.10%	0.10%	0.10%	0.09%
Total Percentage of Portfolio	100.00%	100.01%	99.99%	100.00%

Portfolio Diversification TexPool

Agencies	40.80%	39.30%	39.80%	40.10%
Repurchase Agreements	35.00%	36.00%	36.80%	33.90%
Treasurys	17.50%	17.60%	16.10%	13.40%
Money Market Funds	6.70%	7.10%	7.30%	12.60%
	100.00%	100.00%	100.00%	100.00%

Portfolio Diversification TexPool PRIME

Commercial Paper	56.10%	56.80%	53.70%	50.50%
Repurchase Agreements	29.20%	30.00%	4.00%	32.30%
Variable Rate Notes	8.80%	8.70%	31.40%	8.40%
Money Market Funds	3.70%	2.30%	8.70%	6.70%
Government	2.30%	2.30%	2.30%	2.10%
	100.10%	100.10%	100.10%	100.00%

Texas State Bank Trust -CD's

Interest Earned	2,153.79	2,167.67	1,909.97	1,437.97
Dividend Earned	69.56	108.30	203.18	183.53
Trust Fees	(399.12)	(450.29)	(450.60)	(360.04)
Net Earnings	1,824.23	1,825.68	1,662.55	1,261.46

Texas State Bank Trust -CD's

Federated Market Value	\$ 9,764.22	\$ 509,589.90	\$ 13,252.45	\$ 14,513.91
CD Market Value	\$ 2,692,000.00	\$ 2,194,000.00	\$ 2,147,000.00	\$ 2,147,000.00
Federated Book Value	\$ 9,764.22	\$ 509,589.90	\$ 13,252.45	\$ 14,513.91
CD Book Value	\$ 2,692,000.00	\$ 2,194,000.00	\$ 2,147,000.00	\$ 2,147,000.00
Total Texas State Market Value	\$ 2,701,764.22	\$ 2,703,589.90	\$ 2,160,252.45	\$ 2,161,513.91
Total Texas State Book Value	\$ 2,701,764.22	\$ 2,703,589.90	\$ 2,160,252.45	\$ 2,161,513.91

Wells Fargo -CD's

Interest Earned	6,509.44	8,573.12	26,313.12	11,139.45
Dividend Earned	0.00	0.00	0.00	0.00
Trust Fees	0.00	0.00	0.00	0.00
Net Earnings	6,509.44	8,573.12	26,313.12	11,139.45

Wells Fargo -CD's

Market Value	8,311,016.64	8,512,579.11	8,998,994.77	7,781,811.47
Book Value	8,392,000.00	8,599,000.00	9,088,000.00	7,849,000.00

3

TOM GREEN COUNTY



ACCOUNT SUMMARY TRIAL BALANCE FOR FY23/OCT TO DEC FUND 0001

Interest Booked

ACCOUNT NAME	BEG. BALANCE	ORG	DEBITS	CREDITS	NET CHANGE	END BALANCE
00013700 43703 CERTIFICATE OF DEPOSIT INTERES	.00	00013700	3,650.84	53,113.99	-49,463.15	-49,463.15
00013700 43705 TEXAS CLASS INTEREST	.00	00013700	.00	137,074.09	-137,074.09	-137,074.09
00013700 43707 TEXPOOL INTEREST	.00	00013700	.00	12,425.32	-12,425.32	-12,425.32
00013700 43708 TEXPOOL PRIME INTEREST	.00	00013700	.00	42,218.62	-42,218.62	-42,218.62
TOTALS FOR FUND 0001						
GENERAL FUND	.00		3,650.84	244,832.02	-241,181.18	-241,181.18
0006 ROAD & BRIDGE PRECINCT 2 & 4						
00063700 43712 MINERAL INTEREST	.00	00063700	464.85	464.85	.00	.00
TOTALS FOR FUND 0006						
ROAD & BRIDGE PRECINCT 2 & 4	.00		464.85	464.85	.00	.00
REPORT TOTALS	.00		4,115.69	245,296.87	-241,181.18	-241,181.18

** END OF REPORT - Generated by DIANNA SPIEKER **

④

Texas State Bank and Wells Fargo Bank

Certificates of Deposits (CD's) Investments GC 2256.023

The Excel Spreadsheet includes the CD Name, Rate, Maturity Date, Cost and Market Value for each individual CD purchased. *GC 2256.023 (b) (5) (6)*

All CD's are purchased utilizing Fund 0001 – General Fund. *GC 2256.023 (b) (7)*

YEAR	Broker	Bank	FUND	Maturity Date	FDIC Cert	Holding bank	\$ 7,849,000.00	CUSIP	Settlement date	Yield	Formula /360	Formula	Purchase Price	Price	Interest - Purchase	Coupon Pays
FY23	Hilltop	Wells Fargo	1-General	02/21/23	24045	Pacific Western Bank	\$ 247,000.00	69506YSV2	05/18/22	1.55	273	9	\$ 247,000.00	100.00	Zero	IAM
FY23	Hilltop	Wells Fargo	1-General	03/24/23	16571	BMO HARRIS BANK NA	\$ 245,000.00	05600XGL8	06/24/22	2.30	270	9	\$ 245,000.00	100.00	Zero	IAM
FY23	Hilltop	Wells Fargo	1-General	03/24/23	58410	CROSS RIVER BANK	\$ 245,000.00	227563BR3	06/24/22	2.30	270	9	\$ 245,000.00	100.00	Zero	IAM
FY23	Hilltop	Wells Fargo	1-General	03/29/23	20234	CITY NATIONAL BANK OF FL	\$ 245,000.00	17801DEV4	06/29/22	2.20	270	9	\$ 245,000.00	100.00	Zero	IAM
FY23	Hilltop	Wells Fargo	1-General	04/13/23	12855	Farmers State Bank IA	\$ 246,000.00	31034RGQ2	05/13/22	1.55	330	11	\$ 246,000.00	100.00	Zero	6,12
FY23	Hilltop	Wells Fargo	1-General	04/20/23	5486	FIRSTBANK OF NEBRASKA	\$ 249,000.00	33767NAG8	07/20/22	2.25	270	9	\$ 249,000.00	100.00	Zero	12
FY23	Hilltop	Wells Fargo	1-General	04/21/23	57825	TRUXTON TRUST CO	\$ 249,000.00	89846HAX1	07/21/22	2.30	270	9	\$ 249,000.00	100.00	Zero	12
FY23	Hilltop	Wells Fargo	1-General	05/18/23	4865	Sandy Spring Bank	\$ 245,000.00	800364EB3	05/18/22	2.00	360	12	\$ 245,000.00	100.00	Zero	IAM
FY23	Hilltop	Wells Fargo	1-General	05/25/23	58979	Bank United NA	\$ 244,000.00	066519SN0	05/22/22	2.10	363	12	\$ 244,000.00	100.00	Zero	IAM
FY23	Hilltop	Wells Fargo	1-General	05/25/23	1678	Plains Commerce Bank	\$ 245,000.00	72651LDA9	05/25/22	1.95	360	12	\$ 245,000.00	100.00	Zero	IAM
FY23	Hilltop	Wells Fargo	1-General	05/26/23	32992	Morgan Stanley Bank NA	\$ 244,000.00	61690UJ76	05/26/22	2.05	360	12	\$ 244,000.00	100.00	Zero	IAM
FY23	Hilltop	Wells Fargo	1-General	07/13/23	57203	BARCLAYS BANK/DELAWARE	\$ 243,000.00	06740KQU4	07/13/22	2.70	360	12	\$ 243,000.00	100.00	Zero	IAM
FY23	Hilltop	Wells Fargo	1-General	07/13/23	57565	UBS BANK USA	\$ 249,000.00	90348J4H0	07/13/22	2.80	360	12	\$ 249,000.00	100.00	Zero	12
FY23	Hilltop	Wells Fargo	1-General	07/14/23	16068	APPLE BANK FOR SAVINGS	\$ 243,000.00	03784JTH7	07/15/22	2.70	359	12	\$ 243,000.00	100.00	Zero	IAM
FY23	Hilltop	Wells Fargo	1-General	07/26/23	58647	First Foundation Bank	\$ 242,000.00	32026UXN1	10/26/22	4.10	270	9	\$ 242,000.00	100.00	Zero	IAM
FY23	Hilltop	Wells Fargo	1-General	08/03/23	18038	Claremont Savings Bank	\$ 249,000.00	180227AH3	11/03/22	4.25	270	9	\$ 249,000.00	100.00	Zero	IAM
FY23	Hilltop	Wells Fargo	1-General	08/23/23	32574	Beal Bank TX	\$ 247,000.00	07371AY56	05/25/22	2.00	448	15	\$ 247,000.00	100.00	Zero	6,12
FY23	Hilltop	Wells Fargo	1-General	08/28/23	35583	Pinnacle Bank TN	\$ 249,000.00	72345SKV2	05/27/22	2.15	451	15	\$ 249,000.00	100.00	Zero	Monthly
FY23	Hilltop	Wells Fargo	1-General	09/05/23	90250	Institution For Svgs In Newbur	\$ 249,000.00	45780PBQ7	11/03/22	4.25	302	10	\$ 249,000.00	100.00	Zero	IAM
FY24	Hilltop	Wells Fargo	1-General	10/27/23	25141	BMW Bank North America	\$ 239,000.00	05580AR48	10/28/22	4.25	359	12	\$ 239,000.00	100.00	Zero	IAM
FY24	Hilltop	Wells Fargo	1-General	10/27/23	34444	Customers Bank	\$ 239,000.00	23204HLK2	10/28/22	4.25	359	12	\$ 239,000.00	100.00	Zero	IAM
FY24	Hilltop	Wells Fargo	1-General	10/31/23	9172	Security Bank And Trust	\$ 239,000.00	814010DD3	10/31/22	4.25	360	12	\$ 239,000.00	100.00	Zero	IAM
FY24	Hilltop	Wells Fargo	1-General	10/31/23	26499	American Natl Bank Mn	\$ 249,000.00	02769QEF2	10/31/22	4.25	360	12	\$ 249,000.00	100.00	Zero	IAM
FY24	Hilltop	Wells Fargo	1-General	10/31/23	22319	Legacy Bk & Tr Co Rogersville	\$ 249,000.00	52470QCT9	10/31/22	4.25	360	12	\$ 249,000.00	100.00	Zero	IAM
FY24	Hilltop	Wells Fargo	1-General	10/31/23	57368	Bankwell Bk New Canaan Conn	\$ 239,000.00	06654BED9	10/31/22	4.35	360	12	\$ 239,000.00	100.00	Zero	IAM
FY24	Hilltop	Wells Fargo	1-General	11/03/23	29950	Santander Bank NA	\$ 239,000.00	80280JUX7	11/03/22	4.40	360	12	\$ 239,000.00	100.00	Zero	IAM
FY24	Hilltop	Wells Fargo	1-General	11/06/23	27471	American Express NATL BK BROK	\$ 247,000.00	02589ACG5	05/04/22	2.10	542	18	\$ 247,000.00	100.00	Zero	6,12
FY24	Hilltop	Wells Fargo	1-General	11/06/23	57803	ALLY Bank	\$ 247,000.00	02007GQK2	05/05/22	2.00	541	18	\$ 247,000.00	100.00	Zero	6,12
FY24	Hilltop	Wells Fargo	1-General	11/13/23	33124	Goldman Sachs BK USA	\$ 247,000.00	38149M6U2	05/11/22	2.10	542	18	\$ 247,000.00	100.00	Zero	6,12
FY24	Hilltop	Wells Fargo	1-General	11/20/23	28359	OceanFirst Bank NA	\$ 247,000.00	67523TAS2	05/20/22	2.25	540	18	\$ 247,000.00	100.00	Zero	6,12
FY24	Hilltop	Wells Fargo	1-General	11/22/23	5649	Discover Bank	\$ 247,000.00	256473E28	05/24/22	2.30	538	18	\$ 247,000.00	100.00	Zero	6,12
FY24	Hilltop	Wells Fargo	1-General	11/27/23	34221	Morgan Stanley PVT Bank	\$ 246,000.00	61768EJT1	05/26/22	2.40	541	18	\$ 246,000.00	100.00	Zero	IAM

6

YEAR	Broker	Bank	FUND	Maturity Date	FDIC Cert	Holding bank	\$ 2,147,000.00	CUSIP	Settlement date	Yield	Price	Interest - Purchase
FY23	Trust	Texas State	1-General	01/30/23	60269	Green State CU -IA	\$ 249,000.00	CDE66557V	01/31/22	0.57	100.00	Zero
FY23	Trust	Texas State	1-General	03/08/23	20624	Byline Bank - IL	\$ 249,000.00	CD2L4102F	03/08/21	0.19	100.00	Zero
FY23	Trust	Texas State	1-General	03/08/23	57071	Georgia Banking Co - GA	\$ 249,000.00	CDA67995D	03/08/21	0.25	100.00	Zero
FY23	Trust	Texas State	1-General	03/29/23	4256	First National Bank Damar -ME	\$ 249,000.00	CDA36834T	03/30/22	0.98	100.00	Zero
FY23	Trust	Texas State	1-General	04/09/23	17431	Stone Bank - AR	\$ 249,000.00	CDT27330K	04/09/21	0.21	100.00	Zero
FY24	Trust	Texas State	1-General	03/03/24	25093	Habib American Bank - NY	\$ 155,000.00	CDD90454V	03/04/22	1.36	100.00	Zero
FY24	Trust	Texas State	1-General	03/31/24	33492	Crescent Bk & Trust - LA	\$ 249,000.00	CD5R1958H	03/31/22	2.05	100.00	Zero
FY24	Trust	Texas State	1-General	03/31/24	57512	Western Alliance BK - AZ	\$ 249,000.00	CD0E7407N	03/31/22	2.00	100.00	Zero
FY24	Trust	Texas State	1-General	04/07/24	1435	Exchange Bank - NE	\$ 249,000.00	CDCV8192K	04/08/22	1.97	100.00	Zero

YEAR	Broker	Bank	FUND	Maturity Date	FDIC Cert	Holding bank	\$ 3,521,000.00	CUSIP	Settlement date	Yield
Matured										
FY22	Trust	Texas State	1-General	10/27/22	9396	Valley National Bank - Nj	\$ 249,000.00	CDX74343N	10/27/20	0.30
FY22	Trust	Texas State	1-General	10/28/22	90211	Hingham Inst SVGS - MA	\$ 249,000.00	CDE49208B	10/28/20	0.25
FY22	Trust	Texas State	1-General	11/05/22	34888	Parker Bank - NJ	\$ 47,000.00	CDR62916H	11/05/20	0.35
FY23	Hilltop	Wells Fargo	1-General	10/03/22	57368	BANKWELL BANK	\$ 248,000.00	06654BDM0	07/01/22	1.80
FY23	Hilltop	Wells Fargo	1-General	10/12/22	8056	MERCHANTS BNK OF INDIANA	\$ 248,000.00	588493NG7	07/12/22	2.000
FY23	Hilltop	Wells Fargo	1-General	10/21/22	11785	Caldwell Bk & Trust Co	\$ 248,000.00	128829AK4	06/22/22	1.30
FY23	Hilltop	Wells Fargo	1-General	10/24/22	57777	MERIDIAN BANK	\$ 248,000.00	58958PJS4	07/22/22	1.750
FY23	Hilltop	Wells Fargo	1-General	10/24/22	57857	Timberland Bank	\$ 248,000.00	88713SBV2	06/24/22	1.60
FY23	Hilltop	Wells Fargo	1-General	10/28/22	16249	DEVON BANK/CHICAGO IL	\$ 249,000.00	251795BB5	06/28/22	2.00
FY23	Hilltop	Wells Fargo	1-General	11/22/22	58648	Crossfirst Bank	\$ 248,000.00	22766AGV1	06/22/22	1.45
FY23	Hilltop	Wells Fargo	1-General	12/19/22	57957	Citizens Bank NA/RI	\$ 247,000.00	75524KNV2	06/22/22	1.90
FY23	Hilltop	Wells Fargo	1-General	12/23/22	6672	Fifth Third Bank	\$ 247,000.00	316777XS5	06/23/22	1.80
FY23	Hilltop	Wells Fargo	1-General	12/23/22	14769	DMB Community Bank	\$ 249,000.00	23322GXW2	06/23/22	1.75
FY23	Hilltop	Wells Fargo	1-General	12/27/22	28533	First Bank of Richmond	\$ 247,000.00	319267JT8	06/24/22	1.75
FY23	Hilltop	Wells Fargo	1-General	12/28/22	3890	Simmons Bank/Pine Bluff	\$ 249,000.00	82869ABN4	06/28/22	2.00

matured.

ACCOUNT DETAIL HISTORY FOR 2023 01 TO 2023 13

ORG	OBJECT PROJ	YR/PR	JNL EFF DATE	SRC REF1	REF2	REF3	CHECK #	OB	AMOUNT	NET LEDGER BALANCE	NET BUDGET BALANCE
00013700	43703			CERTIFICATE OF DEPOSIT INTERES							
								REVISED BUDGET			-40,000.00
23/01	325	10/04/22	CRP 036	104395		06654BDM0			-1,149.63	-1,149.63	
23/01	392	10/02/22	CRP 036	104523					-69.56	-1,219.19	
23/01	392	10/02/22	CRP 036	104523					-207.46	-1,426.65	
23/01	392	10/02/22	CRP 036	104523					-52.87	-1,479.52	
23/01	392	10/02/22	CRP 036	104523					-416.61	-1,896.13	
23/01	392	10/02/22	CRP 036	104523					-175.02	-2,071.15	
23/01	392	10/02/22	CRP 036	104523					-51.37	-2,122.52	
23/01	392	10/02/22	CRP 036	104523					-120.54	-2,243.06	
23/01	392	10/02/22	CRP 036	104523					-13.97	-2,257.03	
23/01	392	10/02/22	CRP 036	104523					-44.41	-2,301.44	
23/01	392	10/02/22	CRP 036	104523					-13.08	-2,314.52	
23/01	392	10/02/22	CRP 036	104523					-59.45	-2,373.97	
23/01	392	10/02/22	CRP 036	104523					-63.45	-2,437.42	
23/01	392	10/02/22	CRP 036	104523					-422.96	-2,860.38	
23/01	392	10/02/22	CRP 036	104523					-52.87	-2,913.25	
23/01	392	10/02/22	CRP 036	104523					-40.18	-2,953.43	
23/01	392	10/02/22	CRP 036	104523					-419.55	-3,372.98	
23/01	431	10/02/22	GRV 100222	JNL 1 392	A/R;A/P				69.56	-3,303.42	
23/01	431	10/02/22	GRV 100222	JNL 1 392	A/R;A/P				207.46	-3,095.96	
23/01	431	10/02/22	GRV 100222	JNL 1 392	A/R;A/P				52.87	-3,043.09	
23/01	431	10/02/22	GRV 100222	JNL 1 392	A/R;A/P				416.61	-2,626.48	
23/01	431	10/02/22	GRV 100222	JNL 1 392	A/R;A/P				175.02	-2,451.46	
23/01	431	10/02/22	GRV 100222	JNL 1 392	A/R;A/P				51.37	-2,400.09	
23/01	431	10/02/22	GRV 100222	JNL 1 392	A/R;A/P				120.54	-2,279.55	
23/01	431	10/02/22	GRV 100222	JNL 1 392	A/R;A/P				13.97	-2,265.58	
23/01	431	10/02/22	GRV 100222	JNL 1 392	A/R;A/P				44.41	-2,221.17	
23/01	431	10/02/22	GRV 100222	JNL 1 392	A/R;A/P				13.08	-2,208.09	
23/01	431	10/02/22	GRV 100222	JNL 1 392	A/R;A/P				59.45	-2,148.64	
23/01	431	10/02/22	GRV 100222	JNL 1 392	A/R;A/P				63.45	-2,085.19	
23/01	431	10/02/22	GRV 100222	JNL 1 392	A/R;A/P				422.96	-1,662.23	
23/01	431	10/02/22	GRV 100222	JNL 1 392	A/R;A/P				52.87	-1,609.36	
23/01	431	10/02/22	GRV 100222	JNL 1 392	A/R;A/P				40.18	-1,569.18	
23/01	431	10/02/22	GRV 100222	JNL 1 392	A/R;A/P				419.55	-1,149.63	
23/01	462	10/13/22	CRP 036	104574		588493NG7			-1,250.19	-2,399.82	
23/01	540	10/14/22	CRP 036	104596		90348J4H0			-573.04	-2,972.86	
23/01	811	10/25/22	CRP 036	104804		88713SBV2			-1,326.29	-4,299.15	
23/01	811	10/25/22	CRP 036	104805		58958PJS4			-1,117.70	-5,416.85	
23/01	811	10/25/22	CRP 036	104806		128829AK4			-1,068.78	-6,485.63	
23/01	811	10/25/22	CRP 036	104807		23322GXW2			-358.15	-6,843.78	
23/01	852	10/24/22	CRP 036	104765		89846HAX1			-470.71	-7,314.49	
23/01	873	10/28/22	CRP 036	104869		72345SKV2			-440.01	-7,754.50	
23/01	875	10/31/22	CRP 036	104889		251795BB5			-409.31	-8,163.81	
23/01	875	10/31/22	CRP 036	104891		82869ABN4			-409.31	-8,573.12	
23/02	331	11/05/22	CRP 036	105055					-108.30	-8,681.42	
23/02	331	11/05/22	CRP 036	105055					-200.77	-8,882.19	
23/02	331	11/05/22	CRP 036	105055					-51.17	-8,933.36	
23/02	331	11/05/22	CRP 036	105055					-403.18	-9,336.54	
23/02	331	11/05/22	CRP 036	105055					-175.03	-9,511.57	
23/02	331	11/05/22	CRP 036	105055					-175.02	-9,686.59	
23/02	331	11/05/22	CRP 036	105055					-46.23	-9,732.82	
23/02	331	11/05/22	CRP 036	105055					-116.65	-9,849.47	

*Sept 2022
Texas State
see page 12*

*Oct 2022
Texas State Bank
see page 13*

9

ACCOUNT DETAIL HISTORY FOR 2023 01 TO 2023 13

ORG YR/PR	OBJECT	PROJ	JNL EFF DATE	SRC	REF1	REF2	REF3	CHECK #	OB	AMOUNT	NET LEDGER BALANCE	NET BUDGET BALANCE
23/02	331		11/05/22	CRP	036	105055				-13.52	-9,862.99	
23/02	331		11/05/22	CRP	036	105055				-42.98	-9,905.97	
23/02	331		11/05/22	CRP	036	105055				-61.40	-9,967.37	
23/02	331		11/05/22	CRP	036	105055				-409.31	-10,376.68	
23/02	331		11/05/22	CRP	036	105055				-38.88	-10,415.56	
23/02	331		11/05/22	CRP	036	105055				-433.53	-10,849.09	
23/02	337		11/07/22	CRP	036	105034	02589ACG5			-2,614.82	-13,463.91	
23/02	417		11/08/22	CRP	036	105051	33767NAG8			-475.83	-13,939.74	
23/02	417		11/08/22	CRP	036	105052	33767NAG8			-475.83	-14,415.57	
23/02	418		11/08/22	CRP	036	105049	02007GQK2			-2,490.30	-16,905.87	
23/02	418		11/08/22	CRP	036	105053	33767NAG8			-475.83	-17,381.70	
23/02	430		11/08/22	GRV	110822	JNL 2 417	DFOG;A/R			475.83	-16,905.87	
23/02	430		11/08/22	GRV	110822	JNL 2 417	DFOG;A/R			475.83	-16,430.04	
23/02	607		11/10/22	CRP	036	105098	33767NAG8			-460.48	-16,890.52	
23/02	633		11/15/22	CRP	036	105219	90348J4H0			-592.14	-17,482.66	
23/02	633		11/15/22	CRP	036	105220	38149M6U2			-2,614.82	-20,097.48	
23/02	703		11/22/22	CRP	036	105355	67523TAS2			-2,801.59	-22,899.07	
23/02	703		11/22/22	CRP	036	105360	89846HAX1			-486.40	-23,385.47	
23/02	703		11/22/22	CRP	036	105365	33767NAG8			-475.83	-23,861.30	
23/02	703		11/22/22	CRP	036	105367	33767NAG8			475.83	-23,385.47	
23/02	745		11/23/22	CRP	036	105380	22766AGV1			-1,507.36	-24,892.83	
23/02	747		11/29/22	CRP	036	105436	82869ABN4			-422.96	-25,315.79	
23/02	747		11/29/22	CRP	036	105437	61768EJT1			-2,976.26	-28,292.05	
23/02	747		11/29/22	CRP	036	105438	72345SKV2			-454.68	-28,746.73	
23/02	749		11/28/22	CRP	036	105390	23322GXW2			-370.09	-29,116.82	
23/02	749		11/28/22	CRP	036	105397	07371AY56			-2,490.30	-31,607.12	
23/02	749		11/28/22	CRP	036	105399	254673E28			-2,863.85	-34,470.97	
23/03	87		12/01/22	CRP	036	105504	52470QCT9			-869.79	-35,340.76	
23/03	87		12/01/22	CRP	036	105505	02769QEF2			-869.79	-36,210.55	
23/03	173		12/02/22	CRP	036	105521	180227AH3			-811.81	-37,022.36	
23/03	235		12/10/22	CRP	036	105667				-203.18	-37,225.54	
23/03	235		12/10/22	CRP	036	105667				-207.46	-37,433.00	
23/03	235		12/10/22	CRP	036	105667				-52.87	-37,485.87	
23/03	235		12/10/22	CRP	036	105667				-416.61	-37,902.48	
23/03	235		12/10/22	CRP	036	105667				-175.02	-38,077.50	
23/03	235		12/10/22	CRP	036	105667				-120.54	-38,198.04	
23/03	235		12/10/22	CRP	036	105667				-10.37	-38,208.41	
23/03	235		12/10/22	CRP	036	105667				-44.41	-38,252.82	
23/03	235		12/10/22	CRP	036	105667				-422.96	-38,675.78	
23/03	235		12/10/22	CRP	036	105667				-40.18	-38,715.96	
23/03	235		12/10/22	CRP	036	105667				-419.55	-39,135.51	
23/03	240		12/06/22	CRP	036	105578	45780PBQ7			-869.79	-40,005.30	
23/03	470		12/14/22	CRP	036	105725	90348J4H0			-573.04	-40,578.34	
23/03	519		12/20/22	CRP	036	105813	75524KNV2			-2,314.36	-42,892.70	
23/03	658		12/21/22	CRP	036	105859	33767NAG8			-460.48	-43,353.18	
23/03	660		12/27/22	CRP	036	105931	23322GXW2			-358.15	-43,711.33	
23/03	660		12/27/22	CRP	036	105932	316777XS5			-2,229.09	-45,940.42	
23/03	661		12/28/22	CRP	036	105951	72345SKV2			-440.01	-46,380.43	
23/03	661		12/28/22	CRP	036	105952	319267JT8			-2,202.70	-48,583.13	
23/03	662		12/29/22	CRP	036	105967	82869ABN4			-409.31	-48,992.44	
23/03	664		12/22/22	CRP	036	105897	89846HAX1			-470.71	-49,463.15	
23/04	326		01/04/23	CRP	036	106044	02769QEF2			-898.79	-50,361.94	
23/04	326		01/04/23	CRP	036	106045	52470QCT9			-898.79	-51,260.73	
23/04	326		01/04/23	CRP	036	106046	45780PBQ7			-898.79	-52,159.52	

Oct 2022
Texas State Bank
see page 13

Nov 2022
Texas State Bank
see page 14

10

ACCOUNT DETAIL HISTORY FOR 2023 01 TO 2023 13

ORG	OBJECT PROJ								NET LEDGER	NET BUDGET
YR/PR	JNL EFF DATE	SRC REF1	REF2	REF3	CHECK #	OB		AMOUNT	BALANCE	BALANCE
23/04	326 01/04/23	CRP 036	106047	180227AH3				-898.79	-53,058.31	
LEDGER BALANCES --- DEBITS:			3,650.84	CREDITS:		-56,709.15	NET:	-53,058.31		
GRAND TOTAL --- DEBITS:			3,650.84	CREDITS:		-56,709.15	NET:	-53,058.31		

106 Records printed

** END OF REPORT - Generated by DIANNA SPIEKER **



10/02/2022 13:25 | TOM GREEN COUNTY
 lisa7487 | BATCH 81151 PAYMENTS PROOF

| P 1
 | arbilinq

CLERK: lisa7487 BATCH NUMBER: 81151
 BATCH PROCESSING DATE: 10/02/2022

RECEIPT LINE	YEAR BILL CHARGE DESCRIPTION	TYPE CATEGORY	PRIN PAID	CUST #	NAME	PROPERTY ID	TOTAL AMOUNT
104523	2023 104523	MS Misc Cash Receipts		29	INTEREST	SEP22; TX STATE BANK	1,824.23
1	CD CD 11513		1,824.23		0.00	0.00	
REVENUE:							
	00010090 70444		-399.12		DESC: AUG22; TX STATE BANK		
	00013700 43703		69.56		DESC: SEP22; TX BANK DIVIDEND		
	00013700 43703		207.46		DESC: FIRST NATIONAL BANK-ME		
	00013700 43703		52.87		DESC: GEORGIA BANKING CO-GA		
	00013700 43703		416.61		DESC: EXCHANGE BANK-NE		
	00013700 43703		175.02		DESC: HABIB AMERICAN BANK-NY		
	00013700 43703		51.37		DESC: HINGHAM INST SVGS-MA		
	00013700 43703		120.54		DESC: GREEN STATE CU-IA		
	00013700 43703		13.97		DESC: PARKE BANK-NJ		
	00013700 43703		44.41		DESC: STONE BANK-AR		
	00013700 43703		13.08		DESC: TRISTATE CAPITAL BANK-NJ		
	00013700 43703		59.45		DESC: TRISTATE CAPITAL BANK-PA		
	00013700 43703		63.45		DESC: VALLEY NATIONAL BANK-NJ		
	00013700 43703		422.96		DESC: WESTERN ALLIANCE BK-AZ		
	00013700 43703		52.87		DESC: ATLANTIC UNION BANK-VA		
	00013700 43703		40.18		DESC: BYLINE BANK-IL		
	00013700 43703		419.55		DESC: CRESCENT BK & TRUST-LA		
CASH:							
	0001 11513		1,824.23		DESC: SEP22; TX STATE BANK		
1	OTHER		1,824.23		MEMO: INTEREST		

TOTAL RECEIPTS: 1
 TOTAL PAYMENTS: 1,824.23
 TOTAL PRINCIPAL PAID: 1,824.23
 TOTAL INTEREST PAID: 0.00
 TOTAL INTEREST HELD: 0.00

Sept 2022
TX State Bank

12

11/08/2022 10:18 | TOM GREEN COUNTY
 lisa7487 | BATCH 81612 PAYMENTS PROOF

| P 1
 | arbiling

CLERK: lisa7487 BATCH NUMBER: 81612
 BATCH PROCESSING DATE: 11/05/2022

RECEIPT LINE	YEAR BILL CHARGE DESCRIPTION	TYPE CATEGORY	PRIN PAID	CUST #	NAME	PROPERTY ID	TOTAL AMOUNT
			INT PAID	INT HELD			
105055	2023 105055	MS Misc Cash Receipts	1,825.68	29	INTEREST	OCT22; TX STATE BANK	1,825.68
1	CD CD 11513				0.00	0.00	
REVENUE:							
	00010090 70444		-450.29		DESC: SEP22; TX STATE BANK		
	00013700 43703		108.30		DESC: OCT22; TX BANK DIVIDEND		
	00013700 43703		200.77		DESC: FIRST NATIONAL BANK-ME		
	00013700 43703		51.17		DESC: GEORGIA BANKING CO-GA		
	00013700 43703		403.18		DESC: EXCHANGE BANK-NE		
	00013700 43703		175.03		DESC: HABIB AMERICAN BANK-NY		
	00013700 43703		175.02		DESC: HABIB AMERICAN BANK-NY		
	00013700 43703		46.23		DESC: HINGHAM INST SVGS-MA		
	00013700 43703		116.65		DESC: GREEN STATE CU-IA		
	00013700 43703		13.52		DESC: PARKE BANK-NJ		
	00013700 43703		42.98		DESC: STONE BANK-AR		
	00013700 43703		61.40		DESC: VALLEY NATIONAL BANK-NJ		
	00013700 43703		409.31		DESC: WESTERN ALLIANCE BK-AZ		
	00013700 43703		38.88		DESC: BYLINE BANK-IL		
	00013700 43703		433.53		DESC: CRESCENT BK & TRUST-LA		
CASH:							
	0001 11513		1,825.68		DESC: OCT22; TX STATE BANK		
	1 OTHER		1,825.68		MEMO: INTEREST		

TOTAL RECEIPTS: 1
 TOTAL PAYMENTS: 1,825.68
 TOTAL PRINCIPAL PAID: 1,825.68
 TOTAL INTEREST PAID: 0.00
 TOTAL INTEREST HELD: 0.00

Oct 2022
 Texas State Bank

13

12/09/2022 09:32 | TOM GREEN COUNTY
 lisa7487 | BATCH 82113 PAYMENTS PROOF

| P 1
 | arbiling

CLERK: lisa7487 BATCH NUMBER: 82113
 BATCH PROCESSING DATE: 12/10/2022

RECEIPT	YEAR BILL	TYPE CATEGORY	CUST #	NAME	PROPERTY ID	TOTAL AMOUNT
LINE	CHARGE DESCRIPTION	PRIN PAID	INT PAID	INT HELD		
105667	2023 105667	MS Misc Cash Receipts	29	INTEREST	NOV22; TX STATE BANK	1,662.55
1	CD CD 11513	1,662.55		0.00	0.00	
REVENUE:						
	00010090 70444	-450.60			DESC: OCT22; TX STATE BANK	
	00013700 43703	203.18			DESC: NOV22; TX BANK DIVIDEND	
	00013700 43703	207.46			DESC: FIRST NATIONAL BANK-ME	
	00013700 43703	52.87			DESC: GEORGIA BANKING CO-GA	
	00013700 43703	416.61			DESC: EXCHANGE BANK-NE	
	00013700 43703	175.02			DESC: HABIB AMERICAN BANK-NY	
	00013700 43703	120.54			DESC: GREEN STATE CU-IA	
	00013700 43703	10.37			DESC: PARKE BANK-NJ	
	00013700 43703	44.41			DESC: STONE BANK-AR	
	00013700 43703	422.96			DESC: WESTERN ALLIANCE BK-AZ	
	00013700 43703	40.18			DESC: BYLINE BANK-IL	
	00013700 43703	419.55			DESC: CRESCENT BK & TRUST-LA	
CASH:						
	0001 11513	1,662.55			DESC: NOV22; TX STATE BANK	
	1 OTHER	1,662.55			MEMO: INTEREST	

TOTAL RECEIPTS: 1
 TOTAL PAYMENTS: 1,662.55
 TOTAL PRINCIPAL PAID: 1,662.55
 TOTAL INTEREST PAID: 0.00
 TOTAL INTEREST HELD: 0.00

*Nov 2022
 Texas State Bank,*

(14)

Wells Fargo (Oper)

Texas Class (Average Yield)

Interest Earned	Interest Rate	Interest Variance	Fiscal	Interest Earned	Interest Rate	Interest Variance
NA	0.4000%	NA	Sep-22	NA	2.6788%	NA
\$ 3,565.43	0.5000%	0.1000%	Oct-22	\$ 69,141.95	3.2287%	0.5499%
\$ 4,528.01	0.5900%	0.0900%	Nov-22	\$ 67,932.14	3.8546%	0.6259%
\$ 5,603.23	0.6600%	0.0700%	Dec-22	\$ 80,434.50	4.3170%	0.4624%
\$ -	0.0000%	0.0000%	Jan-23	\$ -	0.0000%	0.0000%
\$ -	0.0000%	0.0000%	Feb-23	\$ -	0.0000%	0.0000%
\$ -	0.0000%	0.0000%	Mar-23	\$ -	0.0000%	0.0000%
\$ -	0.0000%	0.0000%	Apr-23	\$ -	0.0000%	0.0000%
\$ -	0.0000%	0.0000%	May-23	\$ -	0.0000%	0.0000%
\$ -	0.0000%	0.0000%	Jun-23	\$ -	0.0000%	0.0000%
\$ -	0.0000%	0.0000%	Jul-23	\$ -	0.0000%	0.0000%
\$ -	0.0000%	0.0000%	Aug-23	\$ -	0.0000%	0.0000%
\$ -	0.0000%	0.0000%	Sep-23	\$ -	0.0000%	0.0000%
\$ 13,696.67	0.5833%		TTD	\$ 217,508.59	3.8001%	

* Wells Fargo Interest is only for the OPER Account - the Munis detail will include all bank accounts

Texpool (AVERAGE MONTHLY RATE)

Texpool Prime (AVERAGE MONTHLY RATE)

Interest Earned	Interest Rate	Interest Variance	Fiscal	Interest Earned	Interest Rate	Interest Variance
NA	2.4100%	NA* Changed from NAV	Sep-22	NA	2.6100%	NA* Changed from NAV
\$ 5,662.85	2.9300%	0.5200%	Oct-22	\$ 21,792.53	3.2100%	0.6000%
\$ 6,762.47	3.6100%	0.6800%	Nov-22	\$ 20,426.09	3.9200%	0.7100%
\$ 7,724.59	3.9799%	0.3699%	Dec-22	\$ 23,162.66	4.2847%	0.3647%
\$ -	0.0000%	0.0000%	Jan-23	\$ -	0.0000%	0.0000%
\$ -	0.0000%	0.0000%	Feb-23	\$ -	0.0000%	0.0000%
\$ -	0.0000%	0.0000%	Mar-23	\$ -	0.0000%	0.0000%
\$ -	0.0000%	0.0000%	Apr-23	\$ -	0.0000%	0.0000%
\$ -	0.0000%	0.0000%	May-23	\$ -	0.0000%	0.0000%
\$ -	0.0000%	0.0000%	Jun-23	\$ -	0.0000%	0.0000%
\$ -	0.0000%	0.0000%	Jul-23	\$ -	0.0000%	0.0000%
\$ -	0.0000%	0.0000%	Aug-23	\$ -	0.0000%	0.0000%
\$ -	0.0000%	0.0000%	Sep-23	\$ -	0.0000%	0.0000%
\$ 20,149.91	3.5066%		TTD	\$ 65,381.28	3.8049%	

15